



FY21 School Budget Colchester School District

Questions to SPARK discussion?



% Increase

What is the target budget increase that the school board is comfortable with?




Needs

What other data/info do you need from us?



Board Priorities

Does the board have any priorities that they would like to see addressed through the budget?

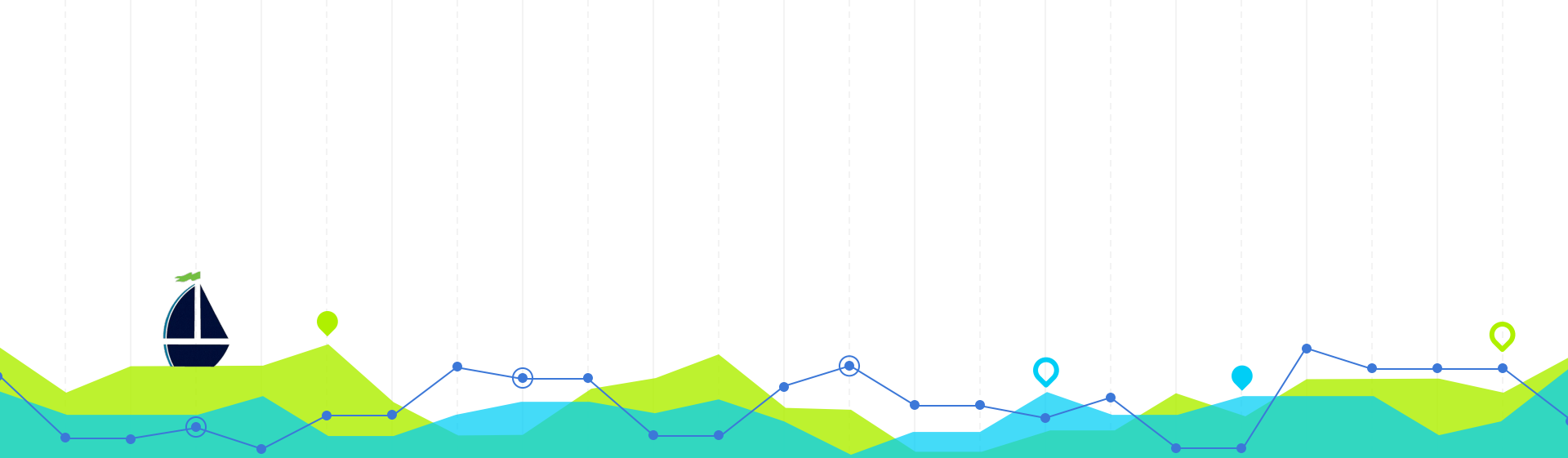


Today's Discussion

- Student Enrollment
- Class Size
- Medicaid Funding
- Consolidated Federal Grant
- FY21 Baseline Budget

December 3rd

- Building Requests
- Facilities Needs
- FY21 Baseline Budget



Student Enrollment

Overall our student enrollment is considered flat

1

MBS Pre-K Enrollment

Available Spots	75
Current Enrollment	72
Waiting List	0





Education Quality Standards

The State of Vermont sets standards for recommended class size per grade.

Grades K - 3:


20 students
per classroom

Grades 4 - 12:

24 students per classroom
or
100 per teacher

K-5 Enrollment

Grade	'17-18	'18-19	'19-20 Current	'20-21 Projected	Core FTE	Class Size <i>Current</i>	EQS
K	178	163	165	158 <i>(demographer)</i>	8	19 PPS 22 UMS	Y/N
1	159	178	161	165	8	19 PPS 22-23 UMS	Y/N
2	156	159	182	161	9	19 PPS 20-21 UMS	Y/N
3	164	146	156	182	8	18-21	Y/N
4	170	166	146	156	7	19-22	Y/N
5	170	171	162	146	7	21-24	Y/N



6-8 Enrollment

Grade	'16-17	'17-18	'18-19	'19-20 <i>Current</i>	'20-21 <i>Projected</i>	Core FTE	EQS
6	153	159	170	166	167	8	Y
7	145	158	159	181	166 <small>(does not reflect tuition students)</small>	7	Y
8	150	147	156	164	181	7	Y



Grade 7 & 8 Core Class Size

Grade 7 & 8	Average Class Size	Range	EQS
ELA	25	23-26	N/Y
Math	25/17	17-26	N/Y
Science	25	23-26	N/Y
Social Studies	25	23-26	N/Y

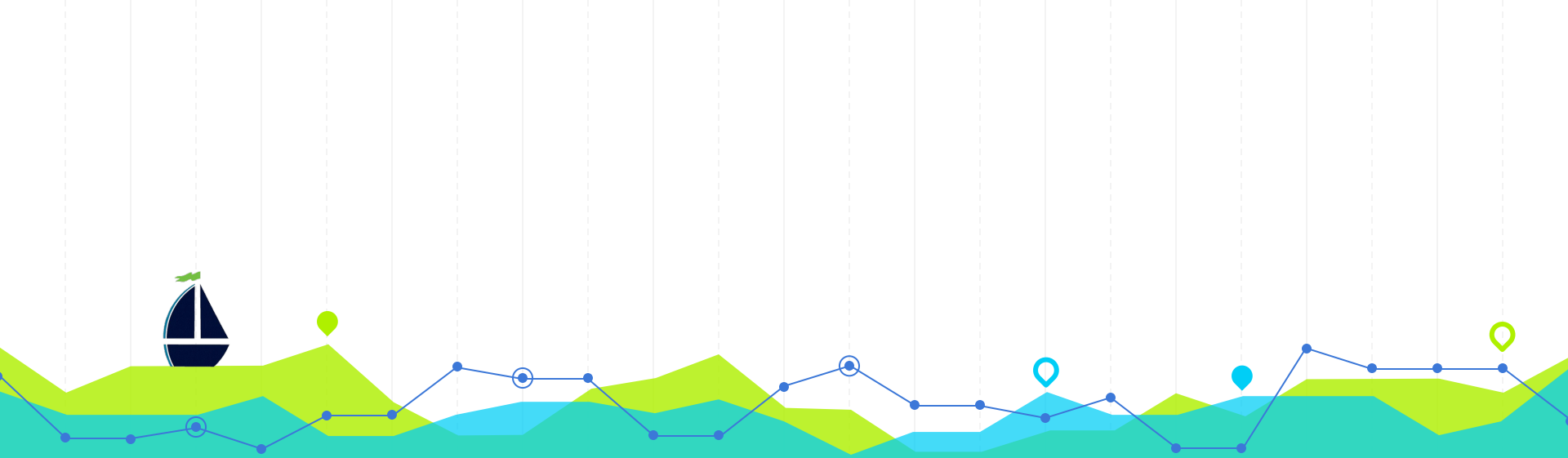


Enrollment Overview

	'17-18	'18-19	19-20
CHS	642	636	655
K - 12	2,098	2,106	2,144

- ✓ Projections show CSD enrollment will be steady over the next 10 years.
- ✓ Free/Reduced Lunch eligible students is currently 30.69% (remained relatively steady).
- ✓ UMS is highest at 38.34%.





Support Services

A brief update

2

Support Services Overview

	2018	2017	2016	2015	2014	2013	2012	2010	2005
# Special Education Students	326	324	285	309	308	290	277	274	249
# of Paraeducators	90	89	90	87	90	112	82	93	78
# Behavior Interventionists	26	26	18	18	17	17	12	10	0
# of Special Educators	31	31	31	27	26	29	26	26	26



Special Education Overview

- ✓ The budget for special education represents **21%** of the overall budget.
- ✓ CSD receives reimbursement for approximately **56%** of all eligible and required special education costs.
- ✓ 15% (*current*) of our students are eligible for special education.



Special Education Overview

- ✓ FY'21 Service Plan is estimated at: \$10,325,570
- ✓ Special Education costs are rising
 - Increase in the number of students
 - Increase in the level of need
 - County and Statewide as well
- ✓ Current Alternative School Placements are up and will continue to rise



Medicaid Budget

General:

- **Soft dollars** (Education & Health Department)
- Over the last three years we have seen an increase in these dollars
- Typically have carryover money which allows us to budget more
- Over the next three years we predict a **significant decrease** in these dollars

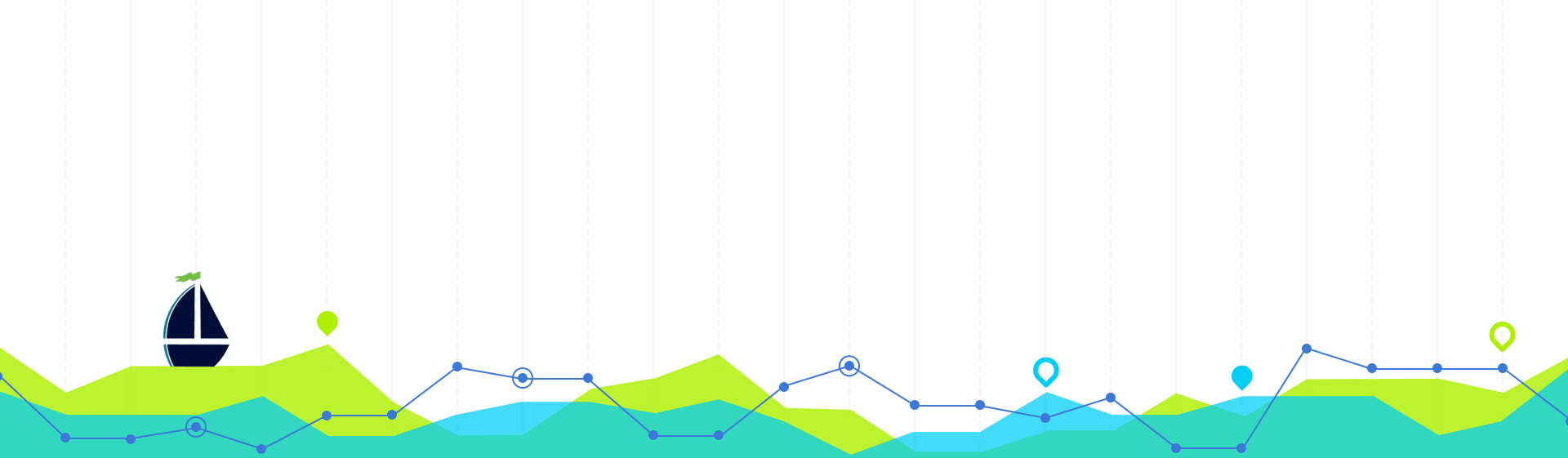
Medicaid Dollars Pay for:

\$500,000

- Social Workers
- Support for EST
- Prevention and Intervention
- Professional development
- PBIS

- Not allowed to cover Special Education Cost





Consolidated Federal Grant

3

Consolidated Federal Grant Pays For:

- **CFP is a consolidation of funds** for Title I, IIA, III, IV (Remediation, Professional Learning, English Language, and Innovation)
- **Allocations vary year to year**
- **Dependent upon federal budget** - discussion of reducing or eliminating funds

CFP Pays For:

- Curriculum Coaches
- Title I Reading & Math Teachers
- Summer Curriculum Work
- ELL Summer Program
- Parent Involvement Activities
- Homeless School Supplies






FY'21 Baseline Budget

What do we know right now?

4



Discussion



Questions to SPARK discussion?



% Increase

What is the target budget increase that the school board is comfortable with?



Needs

What other data/info do you need from us?



Board Priorities

Does the board have any priorities that they would like to see addressed through the budget?