

Malletts Bay School Report

Jordan Burke, Principal

October 16, 2018



Overview



- Highlights
- Enrollment and Demographics
- School climate and teacher qualifications
- Student behavior and health data
- Continuous Improvement

Highlights



Walk to School Day



Lucky Day Carnival



The Monster Mash

More Highlights!



World Read Aloud Day



Field Day



**Band, Chorus and Music
Concerts**

MBS Enrollment

Grade Level	Students	Classrooms	Average Class Size
3rd Grade	162	8	20
4th Grade	171	7	24
5th Grade	173	7	25
Total	506	22	23



MBS Demographics

Demographic Group	Number of Students in Each Demographic	Percentage of Total Population
Students receiving special education instruction/504 accommodations	105	20%
Students qualifying for subsidized meals	176	35%
English language instruction	28	6%



Teacher Experience at MBS

	Mean Years Teaching	% With Masters Degrees	% With Level 2 License
Grade Level (22)	15	77%	91%
Unified Arts (4.8)	6	40%	80%
Special Education (6)	14	100 %	83%
Guidance (1)	23	100 %	100%
Title 1 (2.2)	17	100 %	100%
Total: 36	14	78%	86%

Student Health Information

Students Requiring Medications	12
Students with Chronic Health Conditions	9
Students Screened	320
Vision/Hearing rescreens	27
Vision/Hearing referrals	19
Child Protection Team Referrals	35

Student Behavior Data - Type



Other

4.7%

Inapprop

3.9%

Property

3.9%

Physical

6.7%

Horseplay

6.3%

Disruption

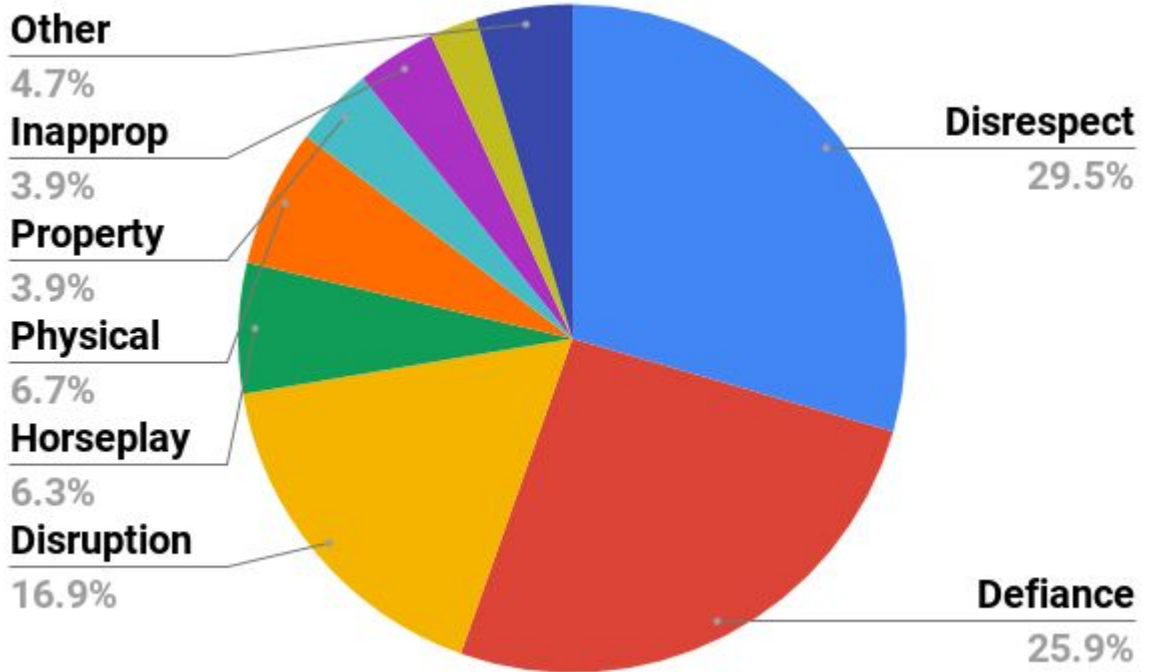
16.9%

Disrespect

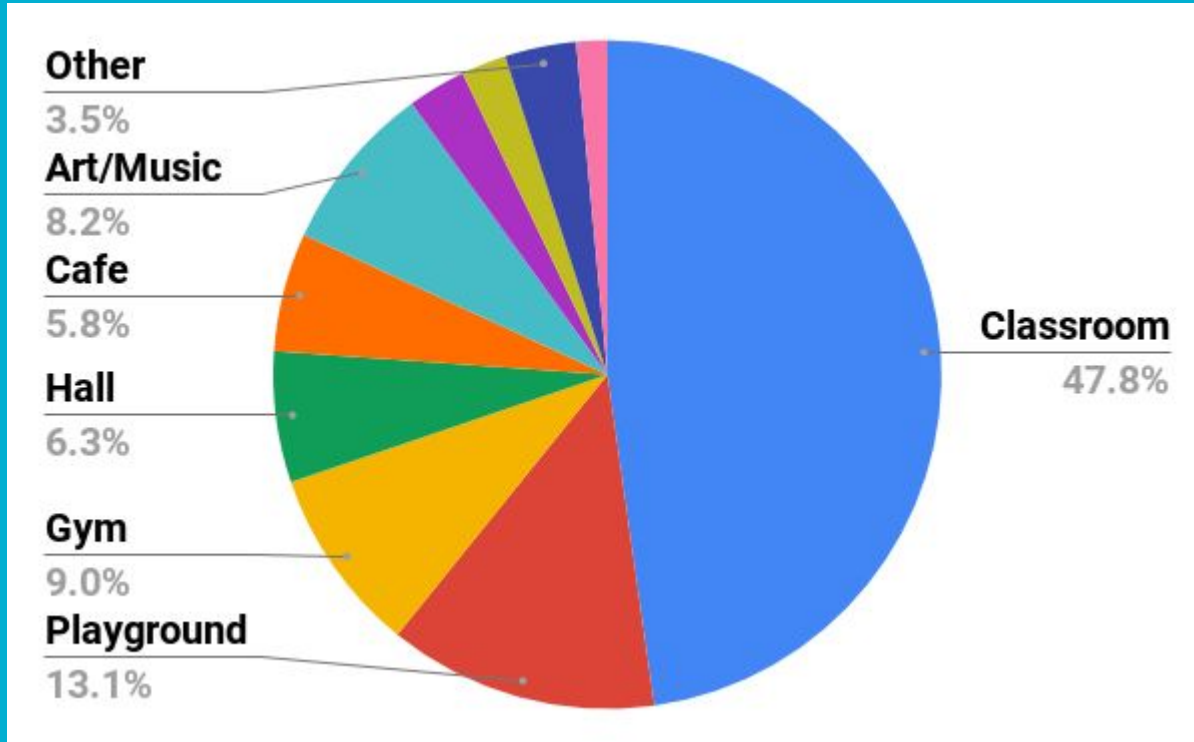
29.5%

Defiance

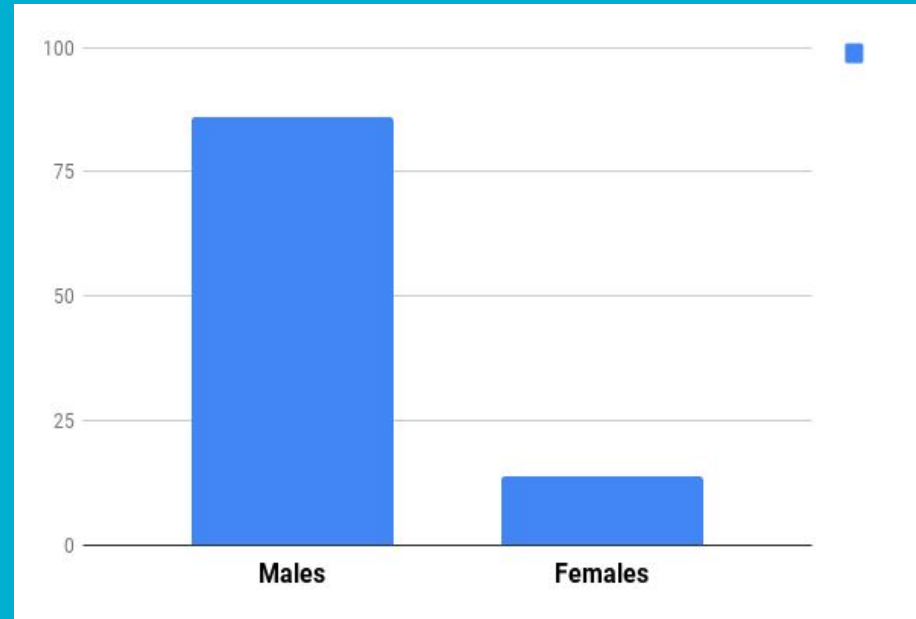
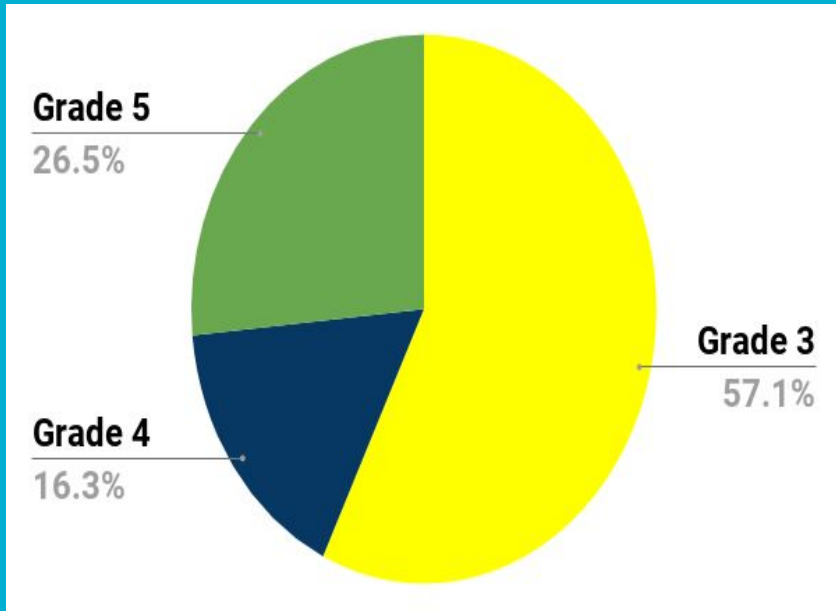
25.9%



Student Behavior Data - Location



Behavior - Grade Level and Gender



MBS Staff Assessment Survey (SAS)



Feature	15 - 16 School Year	17 - 18 School Year
Expected Behaviors Taught	25 %	77%
Expected Behaviors Acknowledged	11 %	74%
Behavior Data Regularly Used to Problem Solve	42%	72%
Problem Behaviors are Defined Clearly	24%	81%
Expected Student Behavior Stated Positively and Defined Clearly	59%	91%

MBS Continuous Improvement



MTSS A: Implement learning targets, success criteria and evidence - based instructional practices.

MTSS A: Deepen understanding of the Next Generation Science Standards and connect science writing to Literacy.

MTSS B: Implement Tier 1 and 2 of PBIS to reduce the number of out of classroom referrals.

Equity: Improve Staff Equity Literacy and provide professional development in the area of equity.